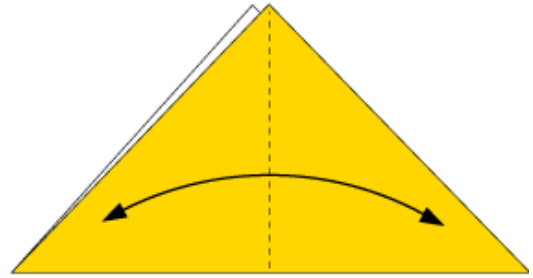
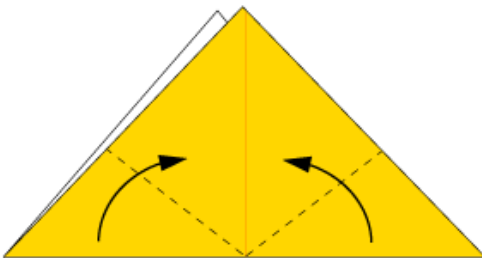


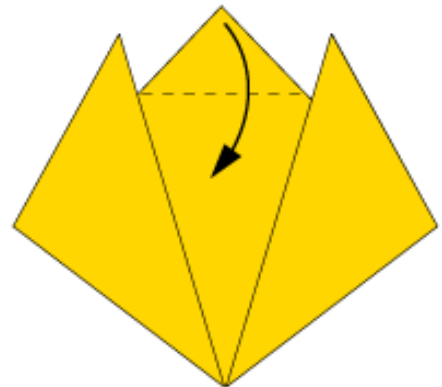
1) Presavijte papir na pola.



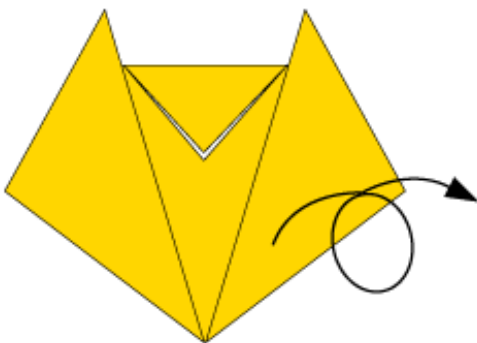
2) Presavijte još jednom na pola, kako bi stvorili središnju liniju




3) Presavijte lijevi i desni kut prema sredini.



4) Presavijte gornji kut prema dolje



5) Okrenite papir na drugu stranu



6) Nacrtajte oči, nos i mačje brkove.