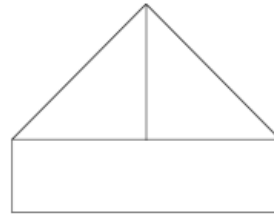


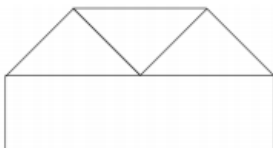
Avion: CONDOR



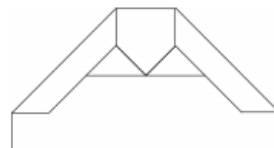
1) Postavite papir kao na slici.



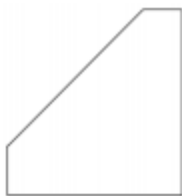
2) Presavite lijevi i desni gornji kut prema sredini. Dobro pritisnite prstima.



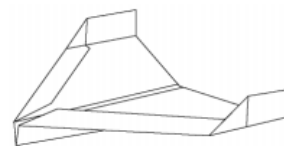
3) Presavite gornji vrh prema sredini, kao na slici.



4) Lijevi kut presavite prema sredini. Isto ponovite s desnim kutom.



5) Presavite papir na pola.



6) Napravite krila. Presavite Donje rubove krila rema unutra. Zarežite dva puta na svakom krilu i blago savinite prema gore.