
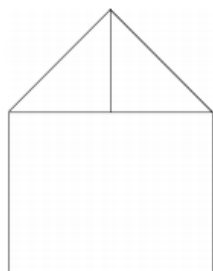



Avion: CLASSIC DART



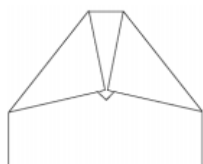
1) Postavite papir kao na slici.



2) Lijevi i desni gornji kut presavite kao na slici.



3) Gornji vrh presavite prema sredini papira.



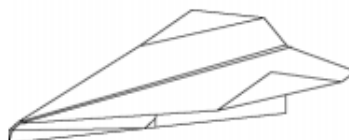
4) Lijevi i desni kut, presavite prema sredini. Mali dio trokuta mora ostati vidljiv, kao na slici.



5) Ostavljen trokut presavite prema gore, kako se lijeva i desna strana ne bi otvarale.



6) Presavite papir na pola, kao na slici.



7) Napravite mu krila. I unutarnji dio krila presavite prema gore.